

# My name's Tomoko.



1. Listen to these friends as they introduce themselves.



Good morning!  
My name's Taro.  
I'm 10 years old.  
I like pizza and spaghetti.  
Nice to meet you.

Hi! My name's Tomoko.  
I'm 9 years old.  
I like baseball and sushi.  
Nice to meet you.

2. Write your name.

My name's \_\_\_\_\_.

My name's \_\_\_\_\_

You can also say, "I'm \_\_\_\_\_."

3. Ask for someone's name like this.

A: What's your name?

B: My name's \_\_\_\_\_.

What's your name?

My name's \_\_\_\_\_

4. When you meet someone for the first time, say this...

A: Nice to meet you.

B: Nice to meet you, too.

5. Say how old you are.

I'm 10 years old.


I'm \_\_\_\_\_ years old.

Have fun! Practice using these numbers. 2 7 15 19 21 32 45 100 199 1,200,629

6. Say what you like.

I like pizza and TV.

I like pizza and TV.



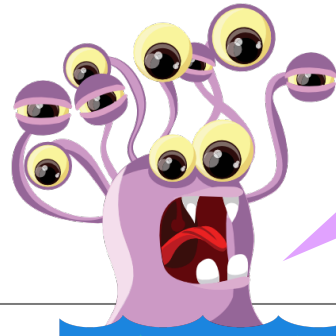
Draw a picture of what you like.

# I have two sisters.

1. Ask a friend about their age.

A: How old are you?

B: I'm 10 years old.



My name is Ken.  
I'm 15 years old.  
I like pizza.

How old are you?



I'm 10 years old.

2. Talk about your family.

A: I have 2 sisters.

B: I have 1 brother and 1 sister.

I have 2 sisters.



I have 1 brother and 1 sister.

3. Draw a picture of you with your 'monster' sisters and brothers.

4. Listen to Tomoko introduce herself.



Hi! My name's Tomoko.

I'm 9 years old.

I like baseball and sushi.

I have two sisters.

Nice to meet you.

5. Now introduce yourself to your classmates!

# This is my friend, Mary.



1. Introduce a friend to your classmates.

A: This is my friend, Mary.

B: Hello, Mary. Nice to meet you. I'm James.

C: Nice to meet you, too, James.

This is my friend, Mary.

Hello, Mary. Nice to meet you. I'm James.

Nice to meet you, too, James.



2. Say where you go to school.

A: I go to Monster Elementary School.

B: Me, too.

I go to Monster Elementary School.

Me, too.

3. Write where you go to school.

I go to \_\_\_\_\_ Elementary School.

4. Listen to Taro introduce himself.



Good afternoon!

My name's Taro.

I'm 10 years old.

I like pizza and spaghetti.

I have one brother and one sister.

I go to Monster Elementary School.

Nice to meet you.

5. Be like Taro! Introduce yourself to your classmates.

Use this form to fill-in your information.

Name
Age
Likes
Family
School

# My Friends!



1. Listen to your friends introduce themselves. Fill in the information. Writing in Japanese and drawings are okay!

Name	Age
Likes	
Family	
School	

Name	Age
Likes	
Family	
School	

Name	Age
Likes	
Family	
School	

Name	Age
Likes	
Family	
School	

Name:

Date:

# For educators

## Monster English 1, Unit 1

### Language Goals

1. Say your name.  
"My name's \_\_\_\_." "I'm \_\_\_\_."
2. Ask for someone's name.  
"What's your name?"
3. Tell someone your age.  
"I'm \_\_\_\_ years old."
4. Say two things that you like.  
"I like \_\_\_\_ and \_\_\_\_."
5. Ask someone their age.  
"How old are you?"
6. Say how many brothers and/or sisters you have.  
"I have two sisters." "I have one brother and one sister."
7. Introduce a friend.  
"This is my friend, Peter."
8. Say where you attend school.  
"I go to Monster Elementary School."

### Classroom tips

We are working on helping students to introduce themselves in this unit. The goal is to gradually build up to giving a complete self-introduction. A key to mastering this is repetition, without being boring. Mix it up and have fun!

### Activity ideas

Make cards with all the information needed to give a self-introduction. For example, print out extra Interview Sheets and fill in the information before class. Students can then use this information when introducing themselves. Be fun and creative.

Do the same as above, except have the students fill out the sheet. 1. Have them use their own information. 2. Have them make 'crazy' cards. Students when then use these cards to introduce themselves.

#### Who am I?

1. Have all students make a card with their own information.
2. Gather all the cards.
3. Have one student choose any card, but don't let the other students see it.
4. Give a self-introduction, but don't say the name.
5. After giving the introduction, say "Who am I?"
6. Students guess the name of the student.

Copyright 2016 Peter Thomson and flipEnglish.

Educators have permission to print copies for their students. These worksheets may not be sold. These worksheets may not be repackaged or redistributed in any form without prior consent from the publisher.

Image credits: The Creativity Collection, vol 1; cloud with sun, water. Monsters from virinaflora@depositphotos.com. All other images flipEnglish.

For more resources, visit us on the web at [www.flipenglish.com](http://www.flipenglish.com).